

Route: SUM - 22 Run: GM - 22A_AM

Route: SUM - 22

Operator: NLESD (Central)

Capacity: 0

Driver:

Vehicle:

Description:

Schools: Gill Memorial Academy (194)

Run: GM - 22A_AM

Description:

Riders: 0

Stops: 11

Start Time: 8:21 AM

End Time: 8:30 AM (9 min)

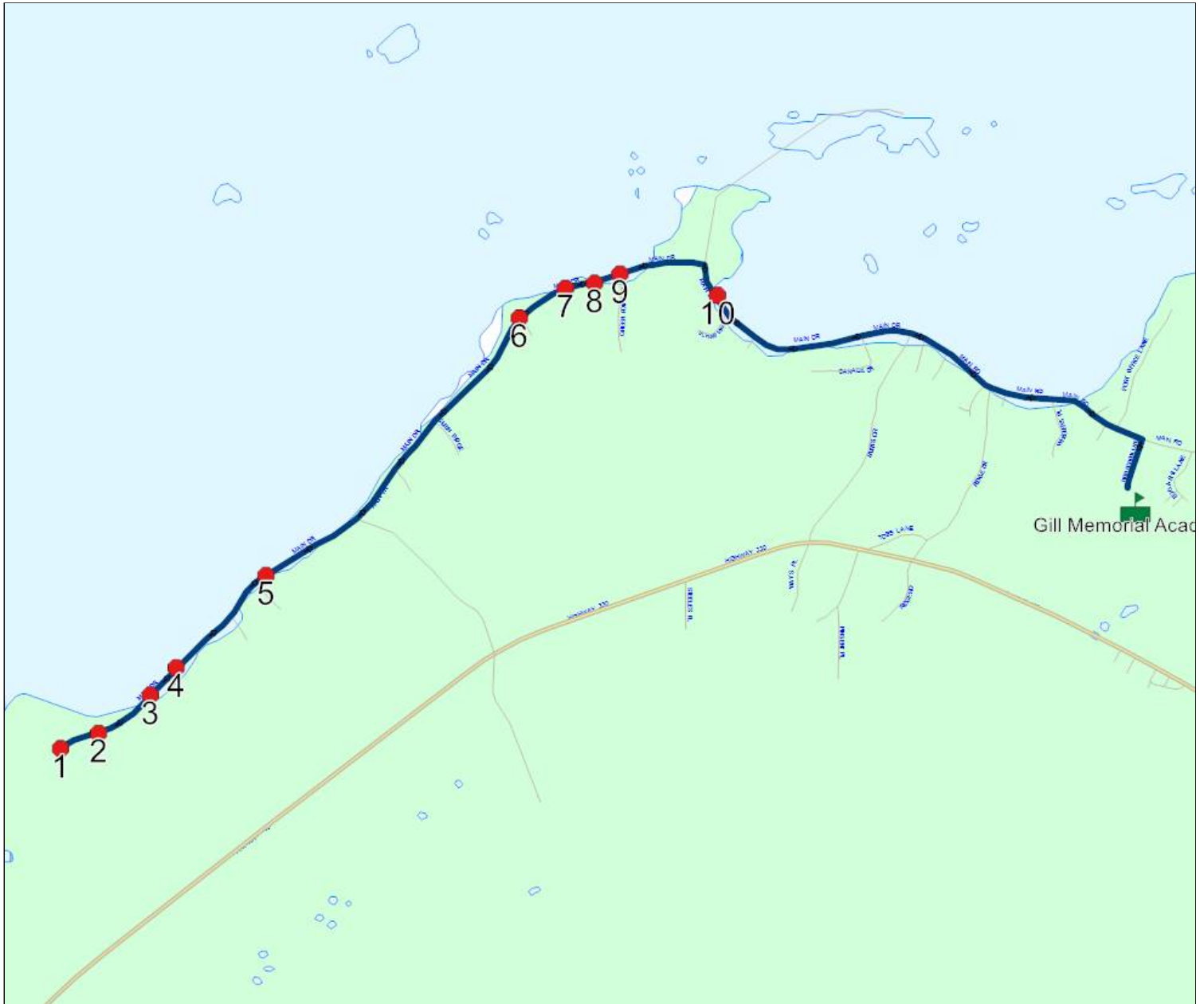
Distance: 4.52 km

Schools: Gill Memorial Academy

#	Arrival	Departure	Description	Stop Ld	Run Ld
1		8:21 AM	MAIN DR TURNAROUND	0	0
2		8:21 AM	MAIN DR - ABBOTTS RESIDENCE	0	0
3		8:21 AM	MAIN DR - GILLINGHAM RESIDENCE	0	0
4		8:21 AM	MAIN DR - JASON GILLINGHAM RESIDENCE	0	0
5		8:22 AM	MAIN DR - GERTRUDE MOULAND RESIDENCE	0	0
6		8:25 AM	MAIN DR - JOY & BRITTANY MOULAND	0	0
7		8:25 AM	MAIN DR - RYAN & ASHLEY FAHEY	0	0
8		8:25 AM	MAIN DR - JENNY PINCENT RES.	0	0
9		8:25 AM	MAIN DR & GREEN POINT RD	0	0
10		8:26 AM	MAIN DR - ANGIE MOULAND RES	0	0
11	8:30 AM		Gill Memorial Academy Driveway	0	0

Total: 4.52 km 8:21 AM - 8:30 AM 9 min

Route: SUM - 22 Run: GM - 22A_AM



Total Active:	4.52 km	9 min
Total Deadhead:	0.00 m	0 min
Total Slack:		0 min

Route: SUM - 22 Run: GM - 22A_PM

Route: SUM - 22

Operator: NLESD (Central)

Capacity: 0

Driver:

Vehicle:

Description:

Schools: Gill Memorial Academy (194)

Run: GM - 22A_PM

Description:

Riders: 0

Stops: 11

Start Time: 2:50 PM

End Time: 3:00 PM (10 min)

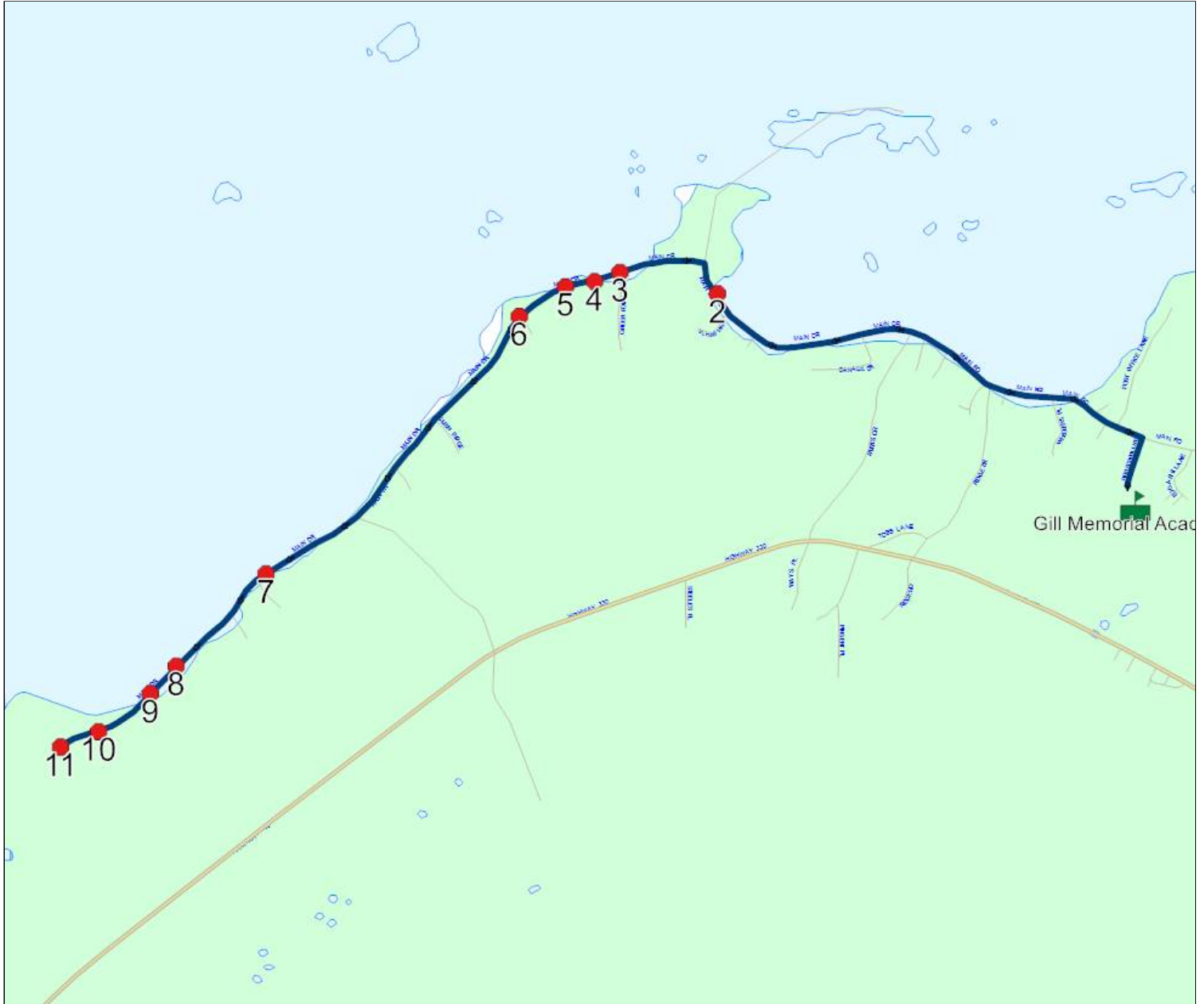
Distance: 4.52 km

Schools: Gill Memorial Academy

#	Arrival	Departure	Description	Stop Ld	Run Ld
1		2:50 PM	Gill Memorial Academy Driveway	0	0
2	2:54 PM		MAIN DR - ANGIE MOULAND RES	0	0
3	2:55 PM		MAIN DR & GREEN POINT RD	0	0
4	2:55 PM		MAIN DR - JENNY PINCENT RES.	0	0
5	2:56 PM		MAIN DR - RYAN & ASHLEY FAHEY	0	0
6	2:56 PM		MAIN DR - JOY & BRITTANY MOULAND	0	0
7	2:58 PM		MAIN DR - GERTRUDE MOULAND RESIDENCE	0	0
8	2:59 PM		MAIN DR - JASON GILLINGHAM RESIDENCE	0	0
9	2:59 PM		MAIN DR - GILLINGHAM RESIDENCE	0	0
10	3:00 PM		MAIN DR - ABBOTTS RESIDENCE	0	0
11	3:00 PM		MAIN DR TURNAROUND	0	0

Total: 4.52 km 2:50 PM - 3:00 PM 10 min

Route: SUM - 22 Run: GM - 22A_PM



Total Active:	4.52 km	10 min
Total Deadhead:	0.00 m	0 min
Total Slack:		0 min

Route: SUM - 23 Run: GM - 23A_AM

Route: SUM - 23

Operator: NLESD (Central)

Capacity: 0

Driver:

Vehicle:

Description:

Schools: Gill Memorial Academy (194)

Run: GM - 23A_AM

Description:

Riders: 0

Stops: 9

Start Time: 8:03 AM

End Time: 8:30 AM (27 min)

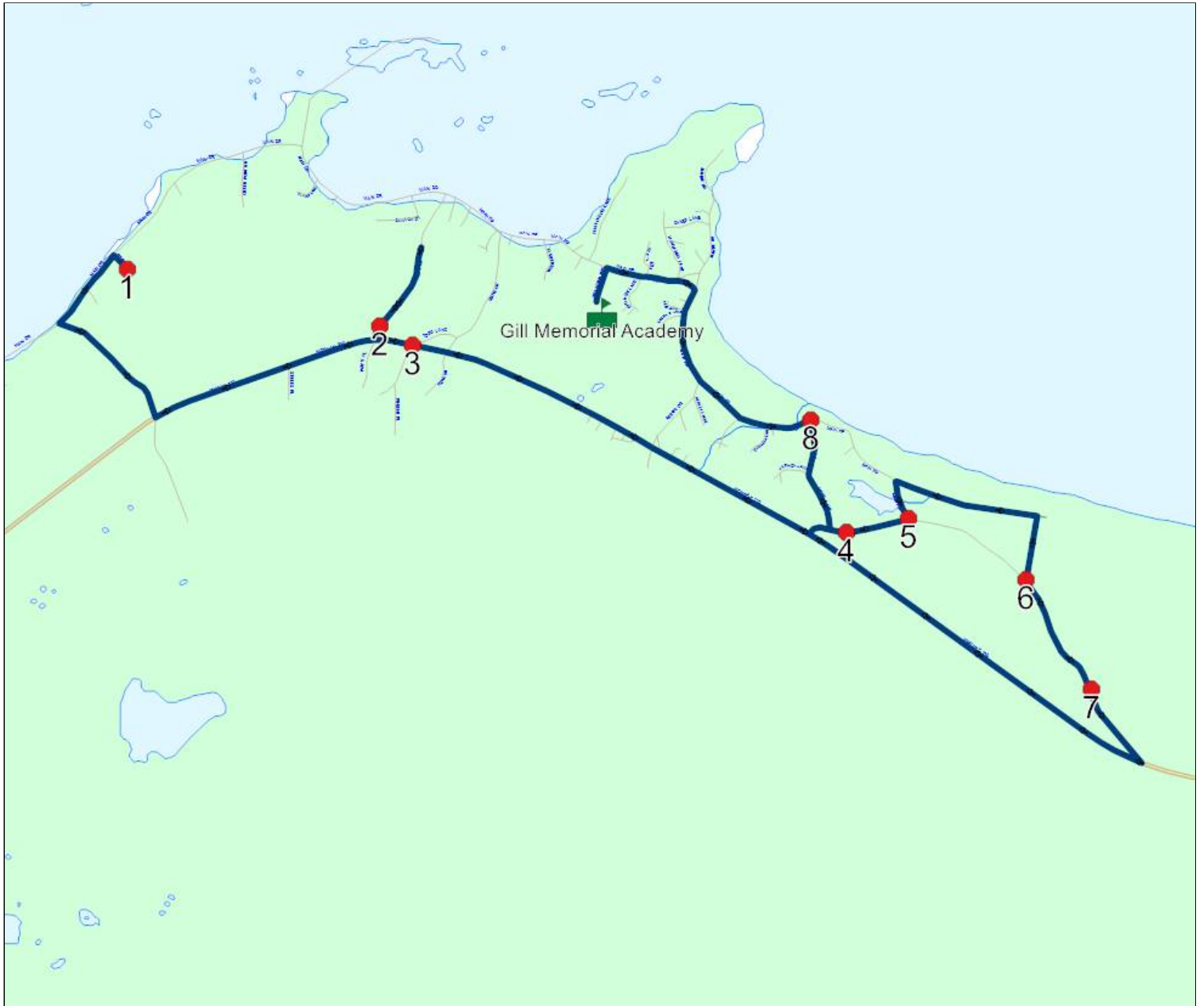
Distance: 12.22 km

Schools: Gill Memorial Academy

#	Arrival	Departure	Description	Stop Ld	Run Ld
1		8:03 AM	41 SMITH RIDGE ROAD	0	0
2		8:09 AM	57 BURTS DR	0	0
3		8:11 AM	TOWER ROAD INTERSECTION	0	0
4		8:14 AM	MOULANDS RESIDENCE	0	0
5		8:15 AM	INTERSECTION MAIN ROAD & SEAVIEW DRIVE	0	0
6		8:18 AM	MAPLE PLACE	0	0
7		8:20 AM	JESSIE MOULAND RESIDENCE	0	0
8		8:25 AM	HILLVIEW/MAIN INTERSECTION	0	0
9	8:30 AM		Gill Memorial Academy Driveway	0	0

Total: 12.22 km 8:03 AM - 8:30 AM 27 min

Route: SUM - 23 Run: GM - 23A_AM



Total Active:	12.22 km	27 min
Total Deadhead:	0.00 m	0 min
Total Slack:		0 min

Route: SUM - 23 Run: GM - 23A_PM

Route: SUM - 23

Operator: NLESD (Central)

Capacity: 0

Driver:

Vehicle:

Description:

Schools: Gill Memorial Academy (194)

Run: GM - 23A_PM

Description:

Riders: 0

Stops: 9

Start Time: 2:50 PM

End Time: 3:15 PM (25 min)

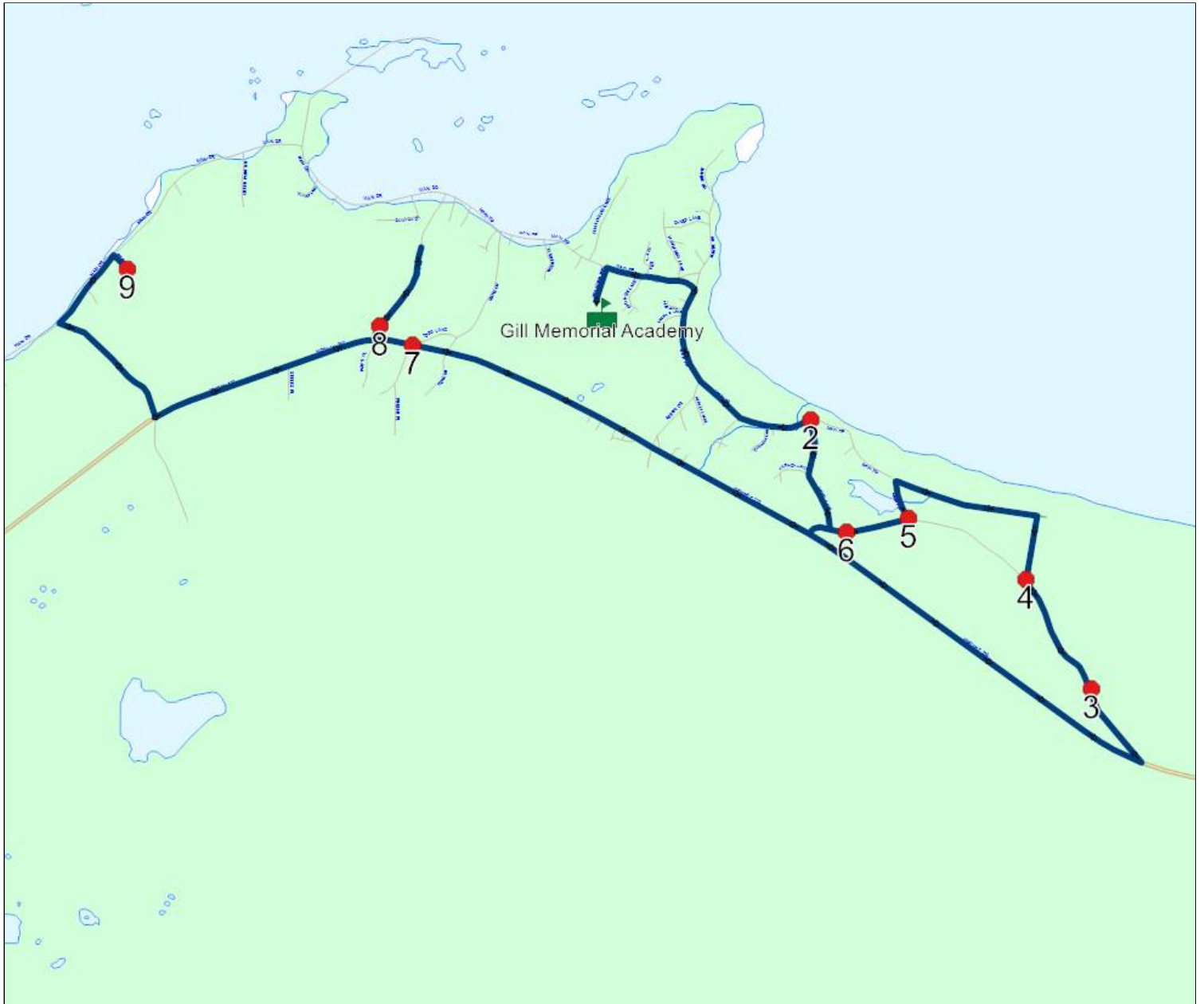
Distance: 12.22 km

Schools: Gill Memorial Academy

#	Arrival	Departure	Description	Stop Ld	Run Ld
1		2:50 PM	Gill Memorial Academy Driveway	0	0
2	2:55 PM		HILLVIEW/MAIN INTERSECTION	0	0
3	3:00 PM		JESSIE MOULAND RESIDENCE	0	0
4	3:01 PM		MAPLE PLACE	0	0
5	3:05 PM		INTERSECTION MAIN ROAD & SEAVIEW DRIVE	0	0
6	3:05 PM		MOULANDS RESIDENCE	0	0
7	3:08 PM		TOWER ROAD INTERSECTION	0	0
8	3:10 PM		57 BURTS DR	0	0
9	3:15 PM		41 SMITH RIDGE ROAD	0	0

Total: 12.22 km 2:50 PM - 3:15 PM 25 min

Route: SUM - 23 Run: GM - 23A_PM



Total Active:	12.22 km	25 min
Total Deadhead:	0.00 m	0 min
Total Slack:		0 min